

## Audience Overview

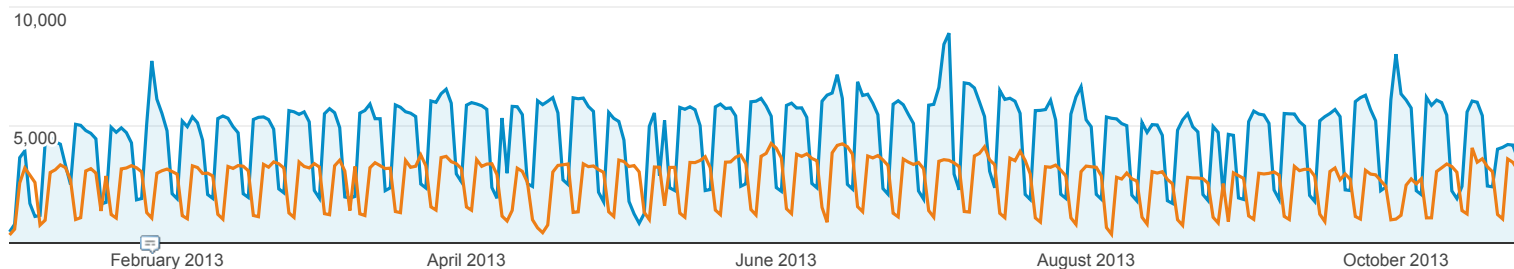
Jan 1, 2013 - Oct 25, 2013  
Compare to: Jan 1, 2012 - Oct 25, 2012



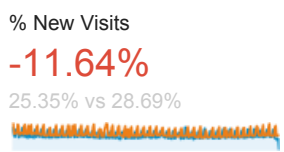
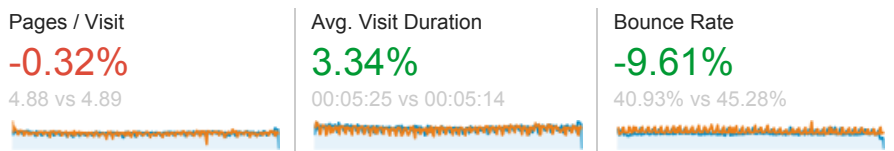
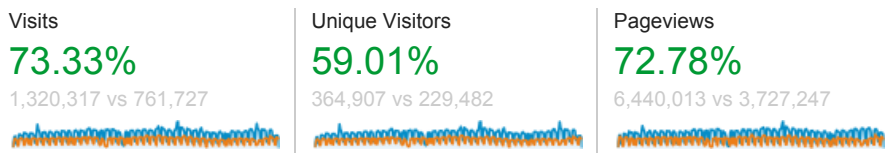
### Overview

Jan 1, 2013 - Oct 25, 2013: Visits

Jan 1, 2012 - Oct 25, 2012: Visits

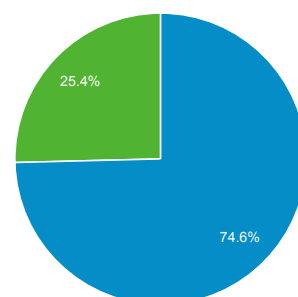


## 364,907 people visited this site

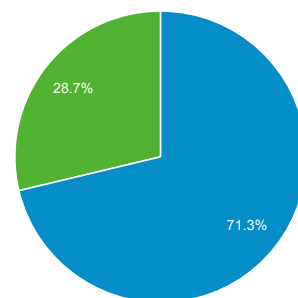


Returning Visitor (Blue) | New Visitor (Green)

Jan 1, 2013 - Oct 25, 2013



Jan 1, 2012 - Oct 25, 2012



### Country / Territory

Country / Territory	Visits	% Visits
1. <a href="#">Georgia</a>		
Jan 1, 2013 - Oct 25, 2013	1,282,208	97.11%
Jan 1, 2012 - Oct 25, 2012	722,680	94.87%
<b>% Change</b>	<b>77.42%</b>	<b>2.36%</b>
2. <a href="#">(not set)</a>		
Jan 1, 2013 - Oct 25, 2013	7,456	0.56%
Jan 1, 2012 - Oct 25, 2012	17,144	2.25%
<b>% Change</b>	<b>-56.51%</b>	<b>-74.91%</b>

**3. United States**

Jan 1, 2013 - Oct 25, 2013	5,987		0.45%
Jan 1, 2012 - Oct 25, 2012	3,485		0.46%
<b>% Change</b>	<b>71.79%</b>		<b>-0.89%</b>

**4. Russia**

Jan 1, 2013 - Oct 25, 2013	4,991		0.38%
Jan 1, 2012 - Oct 25, 2012	3,428		0.45%
<b>% Change</b>	<b>45.60%</b>		<b>-16.00%</b>

**5. Germany**

Jan 1, 2013 - Oct 25, 2013	4,473		0.34%
Jan 1, 2012 - Oct 25, 2012	2,351		0.31%
<b>% Change</b>	<b>90.26%</b>		<b>9.77%</b>

**6. United Kingdom**

Jan 1, 2013 - Oct 25, 2013	1,518		0.11%
Jan 1, 2012 - Oct 25, 2012	838		0.11%
<b>% Change</b>	<b>81.15%</b>		<b>4.51%</b>

**7. France**

Jan 1, 2013 - Oct 25, 2013	1,339		0.10%
Jan 1, 2012 - Oct 25, 2012	1,094		0.14%
<b>% Change</b>	<b>22.39%</b>		<b>-29.39%</b>

**8. Turkey**

Jan 1, 2013 - Oct 25, 2013	1,099		0.08%
Jan 1, 2012 - Oct 25, 2012	758		0.10%
<b>% Change</b>	<b>44.99%</b>		<b>-16.35%</b>

**9. Ukraine**

Jan 1, 2013 - Oct 25, 2013	1,055		0.08%
Jan 1, 2012 - Oct 25, 2012	603		0.08%
<b>% Change</b>	<b>74.96%</b>		<b>0.94%</b>

**10. Greece**

Jan 1, 2013 - Oct 25, 2013	969		0.07%
Jan 1, 2012 - Oct 25, 2012	910		0.12%
<b>% Change</b>	<b>6.48%</b>		<b>-38.57%</b>

[view full report](#)